

AcousticDesign™ Series AD-C8T-ZB

KEY FEATURES

- Zero bezel design for the needs of modern applications
- Consistent tonal characteristics across the entire AcousticDesign Series for surface, ceiling, and pendant applications
- DMT (Directivity Matched Transition™) waveguide ensures smooth, uniform frequency response over the coverage area
- Snap-fit magnetic grille
- 3x double stepped, long travel dog-ear blind mount system
- Intrinsic Correction™ voicings available via the Q-SYS Platform including CX-Q amplifiers
- Blemish-free removable logo
- Removable conduit cover plate, also available as accessory for pre-install wiring
- UL1480 and UL2043 certified
- Available in white (RAL 9003), with black grille accessory sold separately.
- Complete EASE, CF2, CAD, & BIM information available online



AcousticDesign™ Series AD-C8T-ZB

8" zero bezel ceiling mount loudspeaker

The Q-SYS AD-C8T-ZB is an 8-in, two-way full-range ceiling-mount loudspeaker with a coaxial compression driver that expands the Q-SYS portfolio to enable a broad range of high-fidelity applications across hospitality, entertainment and beyond. AcousticDesign Series loudspeakers are designed with consistent tonal characteristics, allowing you to design to the needs of each unique space. Additionally, these ceiling loudspeakers feature a bezel-less, blind-mount design to meet modern architectural needs.

THE RIGHT CHOICE FOR ANY SPACE

Design to the needs of any space with the comprehensive AD Series loudspeaker portfolio. Our large-format ceiling loudspeakers combine a bezel-less, blind-mount design to deliver modern aesthetics and premium sonic performance for any installation type.

MIX & MATCH INSTALLATION

AcousticDesign™ Series loudspeakers are specifically designed to maintain a consistent tonal characteristic across the entire family of ceiling, pendant and surface-mount form factors. This enables seamless audio transitions across zones to ensure an uninterrupted audio experience.

THE POWER OF Q-SYS

Deploying as part of the Q-SYS Platform provides access to Intrinsic Correction™ voicings that optimize performance and expedite the install process when deployed with Q-SYS network amplifiers.

AD-C8T-ZB

LF transducer	8 in (203 mm), 2.0 in (50.8 mm) voice coil, ferrite
HF transducer	Coaxial compression driver, 1.5 in (38.1 mm) voice coil
Enclosure configuration	Two-way, ceiling loudspeaker, Bass Reflex
System bandwidth¹	-3 dB: 70 Hz - 20 kHz -6dB: 63 Hz-20 kHz -10 dB: 58 Hz-20 kHz
Sensitivity²	92.5 dB @ 1 W/1 m
Coverage	90° conical DMT
Maximum SPL (continuous)³	114 dB
Maximum SPL (peak)⁴	126 dB
Maximum SPL (calculated)⁵	121 dB
Power rating⁶	Continuous power 200 W @ 8Ω, rated Power 400 W
Bypass impedance	8 Ω
Minimum impedance	6.8 Ω @ 291 hz
Transformer taps (70v/100v)	25 W, 50 W, 100 W, 200 W / 50 W, 100 W, 200 W
Enclosure material	ABS baffle on powder coated steel back-can
Enclosure color	Black back can, white grille (RAL 9010)
Connectors	4-pin 0.2 in (5 mm) Euroblock connector with parallel output
Dimensions (H x W x D)	13.5 x 13.5 x 13.75 in (342.9 x 342.9 x 349.25 mm)
Cutout dimension	Ø12 in (Ø305 mm)
Shipping dimensions (H x W x D)	19.5 x 17.5 x 32 in (495.3 x 444.5 x 812.8 mm), pair packed
Weight	23.7 lb (10.75 kg)
Shipping weight	69.5 lb (31.5 kg)
Included accessories	Tile rails & screws, tile rings, cardboard cutout templates, wire connector, white grille
Optional accessories	AD-MR8 (pre-install mud ring), AD-C245BG-BK black grille
Ingress protection	IP-44
Safety agency	UL 1480A, UL2043, NFPA 90A, NFPA70 suitable for use in air handling spaces. ROHS, CE compliant. Baffle meets UL94-V0 flammability rating; in accordance with IEC60849 / EN60849 systems.

IEC268 noise with Q-SYS amplifier limiters

1. Default voicing, No sub High Pass, Smoothed

2. 1 W/1 m, Averaged on 200-10 kHz (System), 200-2 kHz (LF) or 1k-10 kHz(HF)

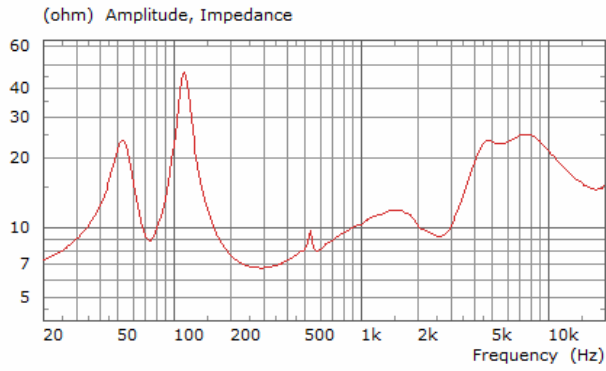
3. Used for simulation. Measured 1m on-axis in free space after 1mn. Pink noise 12 dB crest Factor into RMS protection, Z weight, RMS value

4. Same as Continuous SPL +12 dB CF

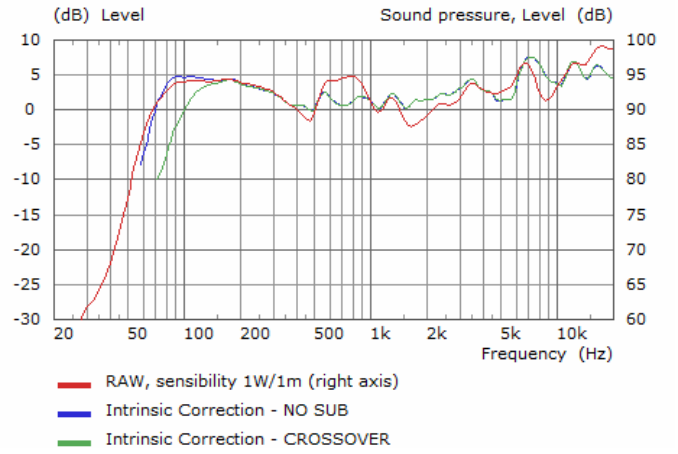
5. Provided for reference with former specs, Calculated from continuous noise power and sensitivity +6dB, default horn

6. Max voltage during 2 h without transducer permanent damage. Protection voltage may be lower.

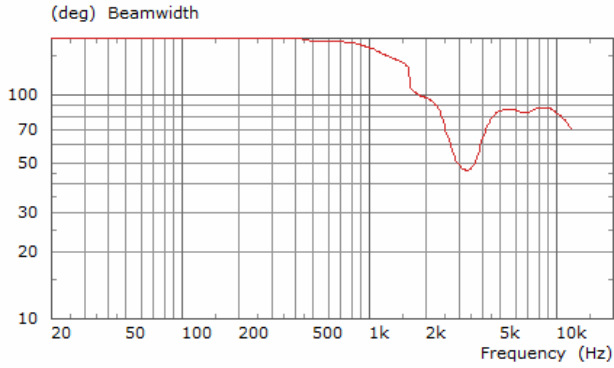
Impedance:



Frequency Response:



Beamwidth:



As part of Q-SYS's ongoing commitment to product development, specifications are subject to change without notice.

