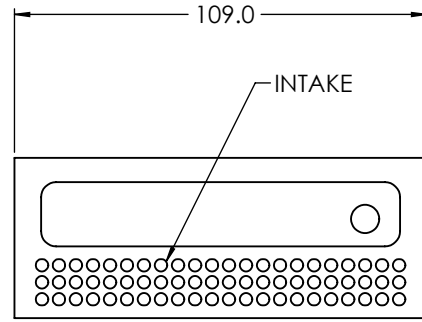
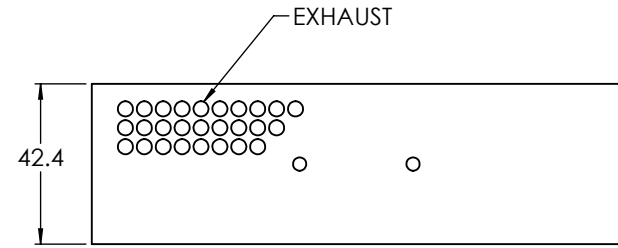


THIS DOCUMENT CONTAINS CONFIDENTIAL OR PROPRIETARY INFORMATION WHICH IS THE PROPERTY OF QSC, LLC THAT MAY NOT BE DISCLOSED, REPRODUCED OR USED WITHOUT EXPRESS WRITTEN CONSENT FROM QSC, LLC. NO PORTION OF THIS DOCUMENT MAY BE REPRODUCED, REDISTRIBUTED, OR OTHERWISE DISCLOSED TO ANY THIRD PARTY WITHOUT QSC'S WRITTEN PERMISSION.

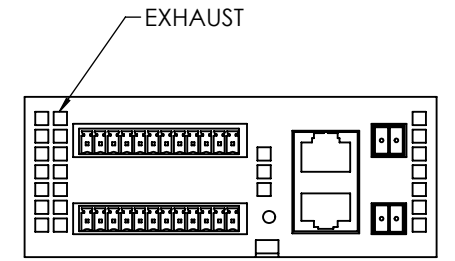
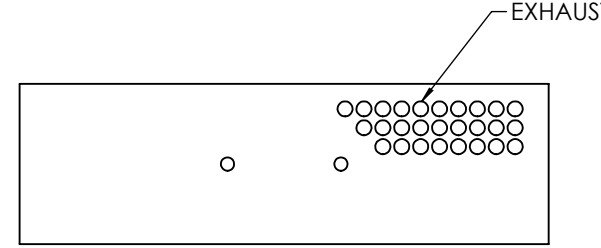
REVISIONS			
REV	DESCRIPTION	BY	DATE
A	INITIAL RELEASE	SS	3-NOV-21

NOTES: UNLESS OTHERWISE SPECIFIED

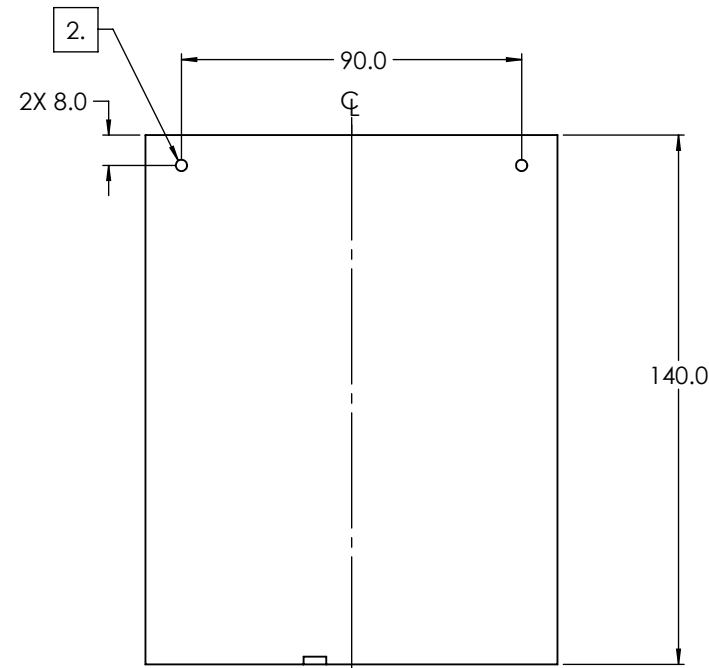
- NET WEIGHT WITH HARDWARE SHOWN APPROXIMATELY 0.54KG. [1.2 LBS].
- MOUNTING HOLES FOR OPTIONAL MOUNTING TRAY ACCESSORY.
- PARTS ARE SYMMETRICAL ABOUT CENTER LINES UNLESS OTHERWISE NOTED.



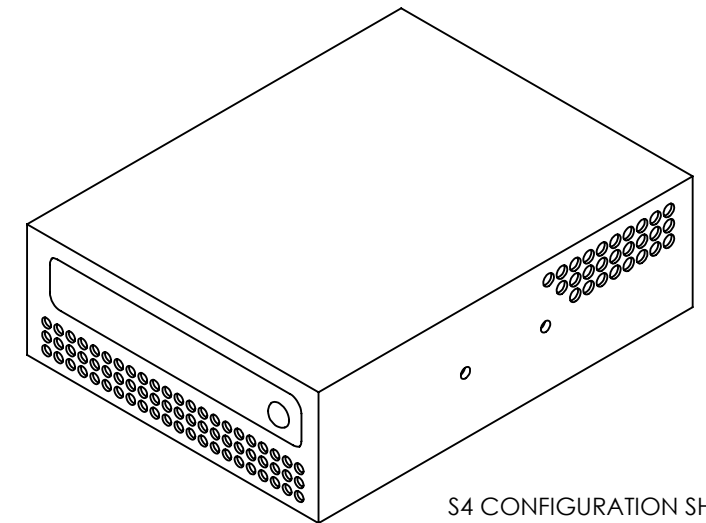
FRONT VIEW



REAR VIEW



BOTTOM VIEW



S4 CONFIGURATION SHOWN

UNLESS OTHERWISE SPECIFIED DIMENSIONS ARE IN MM [IN] TOLERANCES ARE:		CAD GENERATED DRAWING DO NOT MANUALLY UPDATE		QSC, LLC 1675 MACARTHUR BOULEVARD COSTA MESA, CA 92626 USA	
DECIMALS .X ± 3.0 [.12] .XX ±	ANGLES ±1°	APPROVALS		PROCESSOR, ENDPOINT, S4, GP8X8, IR1X4, FREE- STANDING	
MATERIAL SEE NOTES		DRAWN BY S. STASIAK MECH ENGINEER			
FINISH SEE NOTES		T. GOSSARD TECH DIRECTOR			
DO NOT SCALE DRAWING		A. FOSTER MFG ENGINEER			
PROJECTION SYMBOL		C. WHITNEY		SIZE B	CAGE CODE 00PW4
				DWG. NO. FG-901490-2D-A	REV A
				SCALE: 1:2	CAD FILE: FG-901490-2D-A
				SHEET: 1 OF 1	